

English Course for Young Learners

# HAND



# HAND

Student Book

# 2



# Contents

## HAND in HAND 2

Unit 1 Colorful Clothes 6

Unit 2 At the Clothing Store 12

School Link 1 18



Unit 3 Lunch Time 20

Unit 4 Art Class 26

School Link 2 32



Unit 5 In the Living Room 34

Unit 6 In My Room 40

School Link 3 46



Unit 7 Wild Animals 48

Unit 8 Fun Things 54

School Link 4 60



Unit 9 Doing Things Outside 62

Unit 10 Doing Things Inside 68

School Link 5 74

Unit 11 Favorite Activities 76

Unit 12 Favorite Snacks 82

School Link 6 88

English Sounds 90

Scope and Sequence 94

Key Words 96







# Scope and Sequence

	Conversation	Words and Grammar	The World around Us	English Sounds
Unit 1 Colorful Clothes	Are these your books? Yes, they are. Are these your clothes? Yes, they are. What a mess!	a jacket, pants, a shirt, a skirt, shoes, a sweater  What's that? It's a shirt. What are those? They're pants.	School Clothes (New Zealand, Brazil, France)	<b>a</b> and <b>o</b>
Unit 2 At the Clothing Store	How do I look? It's too big. How do I look? It's too small. How do I look? You look great!	big, small, long, short, old, new  This skirt is short. These pants are long. Is this sweater old? Yes, it is. No, it isn't.	People's Fashion (Italy)	<b>e</b> and <b>u</b>
School Link 1	Social Studies: Traditional clothes Project: Make a poster of the traditional clothes of a country.			
Unit 3 Lunch Time	Oh, I'm hungry. What's for lunch, Mom? Tuna sandwiches. Here you are. Thank you, Mom.	chicken, fish, spaghetti, a sandwich, fried rice, salad  She likes/doesn't like salad. They like/don't like salad. Does he like fish? Yes, he does. No, he doesn't.	It's Lunch Time! (USA, Japan)	<b>h</b> and <b>j</b>
Unit 4 Art Class	It's time for art class. Oops! I'm sorry. That's OK. Hurry up! OK. I'm coming.	clay, glue, paint, a colored pencil, paper, tape  Whose clay is this? It's Sam's clay.	Arts and Crafts (UK)	<b>s</b> and <b>z</b>
School Link 2	Art: Different art activities Project: Make an art book.			
Unit 5 In the Living Room	Let's play! OK. How about a board game? That's a good idea. I like this game. Me too. It's fun.	a coffee table, a lamp, a picture, a rug, a sofa, a TV  There is a TV. There are lamps. Is there a lamp? Yes, there is. No, there isn't. Are there rugs? Yes, there are. No, there aren't.	What's in the Living Room? (Canada, Switzerland)	<b>k</b> and <b>g</b>
Unit 6 In My Room	I can't find my hat. Look under your bed. It's not here! Look in your closet. Oh, here it is.	bed, bookcase, box, computer, toys, wall, in, on, under, next to  Where is the bag? It's under the chair.	What's in the Room? (Hong Kong)	<b>k</b> and <b>q</b>
School Link 3	Social Studies: Rooms in a house Project: Make a house mobile.			

	Conversation	Words and Grammar	The World around Us	English Sounds
Unit 7 Wild Animals	Do you like wild animals? Yes, I do. Come with me. OK. These posters are cool! Thanks.	numbers 11–20, a bear, an elephant, a giraffe, a lion, a tiger, a zebra  How many zebras are there? There are four zebras.	Wild Animals of the World (Australia, China, Indonesia, Argentina)	<b>r</b> and <b>w</b>
Unit 8 Fun Things	I'm sorry I'm late. That's OK. This is my new skateboard. How nice! Let's go! OK.	a bike, a camera, a jump rope, a kite, a skateboard, a soccer ball  She has/doesn't have a kite. They have/don't have a kite. Does he have a kite? Yes, he does. No, he doesn't.	Favorite Things (New Zealand, South Korea, Spain, France)	<b>w</b> and <b>y</b>
School Link 4	Math: Counting numbers and ordinal numbers Project: Make a poster of ordinal numbers.			
Unit 9 Doing Things Outside	I'm bored. Let's go out and play. I like running. I like running too. Hey! Wait up!	dancing, jumping, running, singing, sleeping, walking  What's she doing? She's walking. What are they doing? They're walking.	Fun Things to Do (Vietnam, Canada, Belgium, Austria)	<b>ch</b> and <b>sh</b> (initial)
Unit 10 Doing Things Inside	Hello, Mila. Hi, Matt. What are you doing? I'm reading. Can I come over? Sure.	drawing, drinking, painting, reading, talking, writing  Is he talking? Yes, he is. No, he isn't. Are they talking? Yes, they are. No, they aren't.	Fun Hobbies (Argentina, Denmark, Spain, Peru)	<b>ch</b> and <b>sh</b> (final)
School Link 5	Physical Education: Different activities in gym class Project: Create a poster of your favorite activity in gym class.			
Unit 11 Favorite Activities	Let's play hopscotch. Yes, it's my favorite game. Can I go first? Sure. Now, it's your turn. OK.	climb a tree, fly a kite, play the drum, play hopscotch, play soccer, ride a bike  What can he do? He can play hopscotch. Can they play soccer? Yes, they can. No, they can't.	School Talent Show (USA)	<b>s</b> and <b>th</b>
Unit 12 Favorite Snacks	I'm very excited. Me too. Can we get popcorn, Dad? Yes, we can. Can we get candy too? No, we can't.	chips, a cookie, ice cream, juice, a candy bar, popcorn  What does he want? He wants ice cream. Do they want chips? Yes, they do. No, they don't.	Healthy Snacks (Sweden)	<b>s</b> and <b>th</b>
School Link 6	Science: Five food groups Project: Create a poster of your dinner plate.			



**A** Listen and repeat. Then point and say. 23

1  chicken	2  fish	3  spaghetti	4  a sandwich	5  fried rice	6  salad
---	--	---	--	--	---

**B** Listen and repeat. Then point and say. 24

She likes They like <b>salad</b> .	She doesn't They don't like <b>salad</b> .	doesn't = does not don't = do not
---------------------------------------	---	--------------------------------------

What food do they like?



**C** Listen and repeat. Then ask and answer. 25

Does he like <b>fish</b> ? Do they	Yes, he does.	No, he doesn't.	doesn't = does not don't = do not
	Yes, they do.	No, they don't.	

1 

Do they like fish?  
Yes, they do.

2 

Does he like fried chicken?  
No, he doesn't.

**D** Listen and circle. 26

1  	2  	3  
4  	5  	6  

**E** Look at **D**. Ask and answer.

Does she like sandwiches?  
Yes, she does.



# The World around Us

A Listen and point. Then choose and write. 27

## It's Lunch Time!

### Ken's lunch



1 pasta


2

3

Ken likes very much.  
It is his favorite food.



### Hoshiyo's lunch



1 soup

2

3

Hoshiyo likes very much.  
It is her favorite food.

chicken fish pasta rice salad soup

B Ask your friend and write Yes or No.

Do you like spaghetti?

Yes, I do. / No, I don't.

	spaghetti	fried rice	fried chicken	sandwiches	fish
I					
My Friend					

# Unit Link U1, U2, U3

A Listen and answer. 28

1



2



3



4



B Point and say. What do they like? Then talk about yourself.

He likes hats. He doesn't like ties.





# Unit 4 Art Class

## Conversation

**A** Listen and repeat. Then act out with friends. 29

It's time for art class.

Oops! I'm sorry.

That's OK.

Hurry up!

OK. I'm coming.

**B** Listen and sing. 30




### It's Time for Class

Hurry up! It's time for art class.  
Hurry up! It's time for class.  
Hurry up! Hurry up!  
OK. I'm coming.  
  
Oops! I'm sorry.  
I'm sorry about your books.  
That's OK. Hurry up!  
OK. I'm coming.

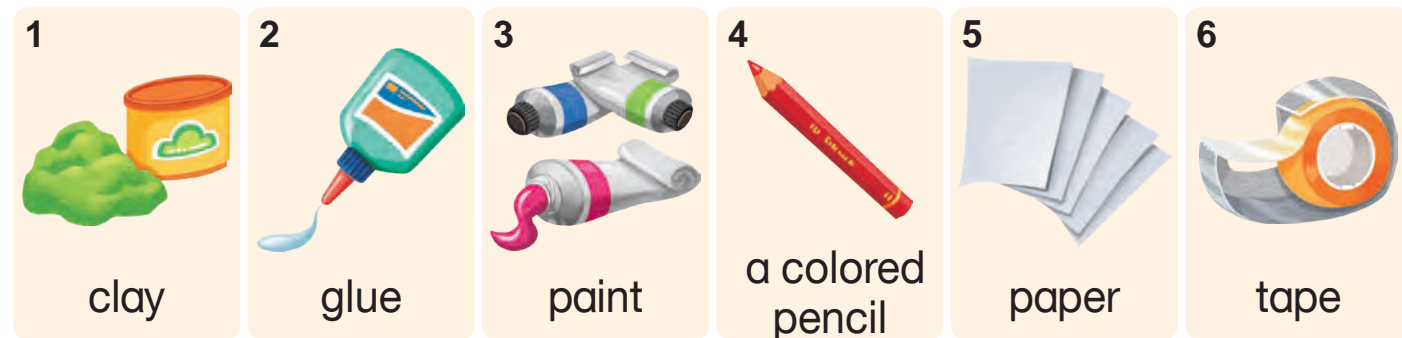
**C** Listen and write the number. Then act out. 31

- ① It's fish. ② It's time for lunch. ③ Do you like fish? ④ OK. I'm coming.





**A** Listen and repeat. Then point and say. 32



**B** Listen and repeat. Then ask and answer. 33

Whose **clay** is this?

It's **Sam's clay**.



**C** Point and say.

This is Mila's paper.



**D** Listen and answer. Then ask and answer. 34

Is this Mila's glue?

Yes, it is.





**A** Look and listen. Then choose and write. 35

# Arts and Crafts



clay art   painting   origami   drawing

**B** Ask your friend and write **Yes** or **No**.

Do you like drawing?

Yes, I do. / No, I don't.

	drawing	painting	origami	clay art
I				
My Friend				

**A** Listen and answer. 36



**B** Point and say.

This is Mila's skirt.





# Fun Art

Art is fun for everyone.  
Let's draw, color, and paint.

## Coloring

This is a coloring book.  
Let's color the pictures in the coloring book.



## Drawing

This is a sketchbook.  
Let's draw pictures in the sketchbook.



## Think and Say

1. What do you do in your art class?
2. What's your favorite art activity?

## Key Words

coloring book

sketchbook

easel

picture

## Painting

This is an easel.  
Let's paint on the easel.



## Project

Make an art book.  
Share it with the class.

### My Art Book



This is my art book.  
I like drawing animals.



Go to page 3 in your Project Book.



Name:

Date:

● Make an art book.

Fold here.

1

2